


SALMON DNA FACIAL

A hydration-focused, radiance-boosting facial powered by high-purity PDRN.



PDRN (Polydeoxyribonucleotide) is a cosmetic ingredient sourced from salmon DNA, used in advanced skincare for its ability to support smoother, healthier-looking skin. When paired with cosmetic needling, it helps the skin look more refined, revitalised, and luminous.

THE SALMON DNA FACIAL IS BEST FOR:

- Skin that looks dull, dehydrated, or tired.
- Anyone wanting improved radiance, smoother texture, or a plump, refreshed appearance.
- Dry, sensitive, or mature skin that benefits from deep hydration and visible replenishment.

KEY INGREDIENTS:

PDRN (5,000 ppm), peptides, hyaluronic acid, and supportive hydrating complexes.

FOR BEST RESULTS:

The serum is applied using a cosmetic micro-needling device to help it absorb more effectively into the surface layers of the skin. This technique also encourages a smoother, more even look by refreshing the skin's overall appearance.

Micro-infusion and Needling Key Benefits



Cosmetic micro-infusion and needling create tiny channels on the skin's surface, helping the serum **spread more evenly** and **absorb more effectively** into the upper layers. This technique can **enhance** the appearance of **smoothness** and **radiance** and support a **fresher**, more **refined** look.

SALMON DNA FACIAL

APPLICATION GUIDE

PERFORM
APPLICATION
ONCE A
FORTNIGHT
FOR SIX WEEKS

Application



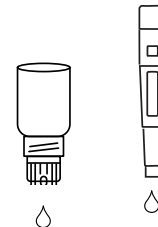
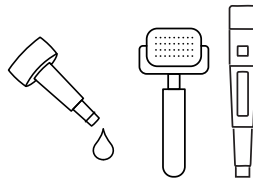
STEP 1

Prepare for Application

Start with a gentle cleanse to remove makeup, sunscreen, and anything sitting on the skin.

Clean skin helps the serum absorb evenly.

Open the plastic lid of the serum vial in the direction of the arrows to remove the aluminium seal.



STEP 2

Serum Application

Option A: Serum Applied Manually

Apply the serum section by section using the vial's dropper attachment. Small amounts of serum are dripped onto the skin, then worked in with a cosmetic needling pen or stamper to ensure an even, well-distributed layer.

Option B: Integrated Hydra-Stamp / Roller / Micro-Infusion Device

Some devices hold the serum inside a chamber. As the needles glide or stamp across the skin, tiny drops are released automatically. This helps the serum spread evenly.

Recommended cosmetic depth: 0.25–0.5 mm for facial application.



STEP 3

Calming, Hydrating and Barrier Support

PDRN Cica Cream Moisturiser

Follow up with the PDRN Cica Cream Moisturiser to lock in the serum and provide additional hydration to the skin.

Continue using as the daily moisturiser throughout the entire course of the Salmon DNA Facial Protocol.

AFTERCARE

- **Avoid Sun Exposure** – Apply a broad-spectrum SPF 50+ daily to protect the skin and prevent hyperpigmentation.
- **No Strong Actives for 5-7 Days** – Avoid retinol, exfoliants (AHAs/BHAs), and active serums to prevent irritation while the skin settles.
- **Minimal Makeup & No Touching** – Let the skin breathe and avoid touching the skin.
- **Stay Hydrated** – Drink plenty of water to support skin recovery.

Follow-Up: For best results, complete the full Salmon DNA Facial application course.

Who should avoid this treatment

Please seek professional advice if any of the following apply to you:

- Active breakouts, cold sores, or irritated skin
- Eczema, psoriasis, or dermatitis in the area
- Open cuts or unhealed wounds
- Pregnancy or breastfeeding
- Allergy to fish or seafood
- Conditions that affect healing (e.g., diabetes, autoimmune conditions, or a history of keloid scarring)

What you may experience

Cosmetic microneedling is generally well-tolerated, but you may notice:

- Temporary redness or sensitivity
- Mild swelling or pinpoint bruising
- Light flaking or dryness as the skin settles
- Occasional short-term breakouts

These effects usually ease within a few days.

Please note

- Use cosmetic-grade depths only and follow strict hygiene standards.
- Results vary from person to person based on skin type, routine, and aftercare.